

Money Grab

Directions:

Pour your coins onto a table to begin.

Materials:

A handful or more of mixed coins (or cut out the coins below).





Reference:

A penny



= 1¢

A dime



= 10¢

A nickel



= 5¢

A quarter







= 25¢



1. Grab 2 coins. What are they? What is their value?

Repeat this multiple times with a new “grab” of 2 coins at a time.

Example:

 5¢	 10¢	$\begin{array}{r} 5¢ \\ + 10¢ \\ \hline 15¢ \end{array}$
--	---	--

 _____	 _____	
--	--	--

 _____	 _____	
--	--	--

2. Now grab 3 coins: Put like coins together and organize them from greatest value to least. These strategies make skip counting easier.

Example:



10¢

20¢

25¢

3. After you have practiced counting the value of 3 coins a few times, try grabbing a few more and counting. Don't forget to organize the coins before you count them.

4. Add dollar bills to the activity, finding the total value.

Lay out and count your coins here